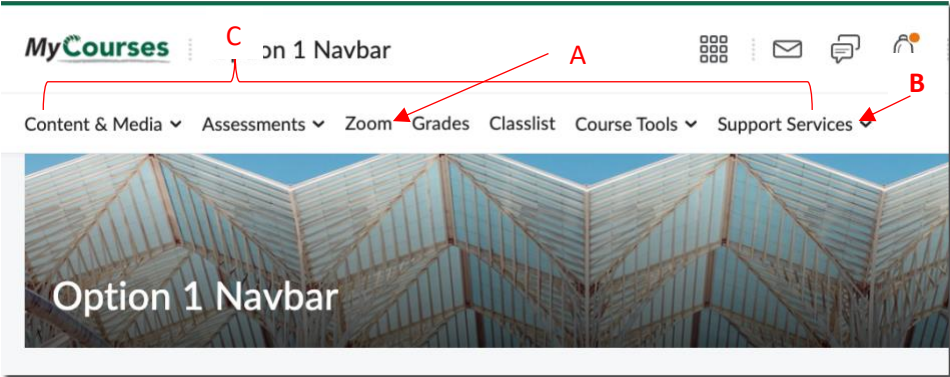


Navbar Visuals

- Option 1 1
 - Content & Media 2
 - Assessments..... 3
 - Course Tools..... 4
 - Support Services 4
 - Mobile Menu 5
- Option 2 6
 - Content & Media 6
 - Assessments..... 7
 - Course Tools..... 8
 - Support Services 8
 - Mobile Menu 9

Option 1



Content & Media

The image displays two side-by-side screenshots of a 'Content & Media' dropdown menu. The left screenshot is titled 'Instructor View' and the right is 'Student View'. Both menus list the same items: Content, B&N-Adopt Course Materials, B&N Inclusive Access, B&N-Purchase Course Materials, My Media, Kaltura Course Gallery, LinkedIn Learning, and LibApps. In the Instructor View, a red arrow labeled 'A' points to 'LinkedIn Learning'. In the Student View, a red arrow labeled 'A' points to 'Kaltura Course Gallery'.

View	Item	
Instructor View	Content	
	B&N-Adopt Course Materials	
	B&N Inclusive Access	
	B&N-Purchase Course Materials	
	My Media	
	Kaltura Course Gallery	
	LinkedIn Learning	
	LibApps	
Student View	Content	
	B&N Inclusive Access	
	B&N-Purchase Course Materials	
	My Media	
	Kaltura Course Gallery	
	LinkedIn Learning	
	LibApps	

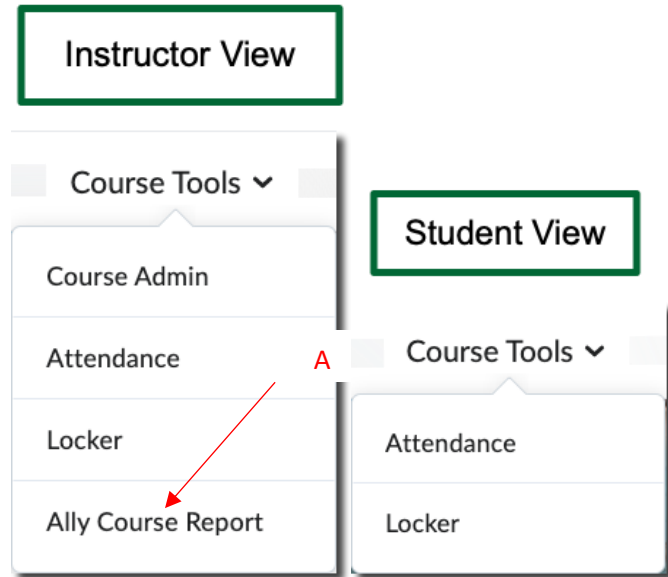
Assessments

The image displays two side-by-side screenshots of a learning management system's 'Assessments' menu. The left screenshot is labeled 'Instructor View' and the right is labeled 'Student View'. Both views show a list of assessment types: Assignments, Discussions, Quizzes, Quick Eval, Rubrics, Self Assessments, Surveys, SL&L (Formerly Via), Gradescope, Perusall, and ProctorU. In the Instructor View, a red arrow points from 'Surveys' to 'Gradescope', and a red letter 'A' is positioned to the right of 'Surveys'. In the Student View, a red arrow points from 'SL&L (Formerly Via)' to 'Gradescope', and a red letter 'A' is positioned to the right of 'SL&L (Formerly Via)'. The 'Assessments' header in the Student View has a small grey square to its left.

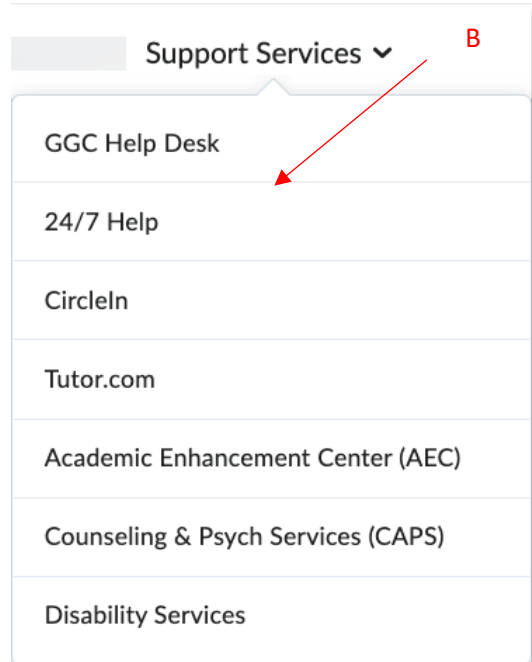
View	Assessment Type
Instructor View	Assignments
	Discussions
	Quizzes
	Quick Eval
	Rubrics
	Self Assessments
	Surveys
	SL&L (Formerly Via)
	Gradescope
	Perusall
	ProctorU

View	Assessment Type
Student View	Assignments
	Discussions
	Quizzes
	Rubrics
	Self Assessments
	Surveys
	SL&L (Formerly Via)
	Gradescope
	Perusall
	ProctorU

Course Tools



Support Services



Mobile Menu

Instructor Mobile View

The screenshot shows the MyCourses mobile interface for an instructor. At the top left is the MyCourses logo, and at the top right is a 2x2 grid icon. Below the header is a section titled "Option 1 Navbar". The menu items are: Content & Media, Assessments, Zoom, Grades, Classlist, Course Tools, Support Services, and Admin Tools. Each item has a right-pointing chevron icon.


Option 1 Navbar	
Content & Media	>
Assessments	>
Zoom	
Grades	
Classlist	
Course Tools	>
Support Services	>
Admin Tools	>

Student Mobile View

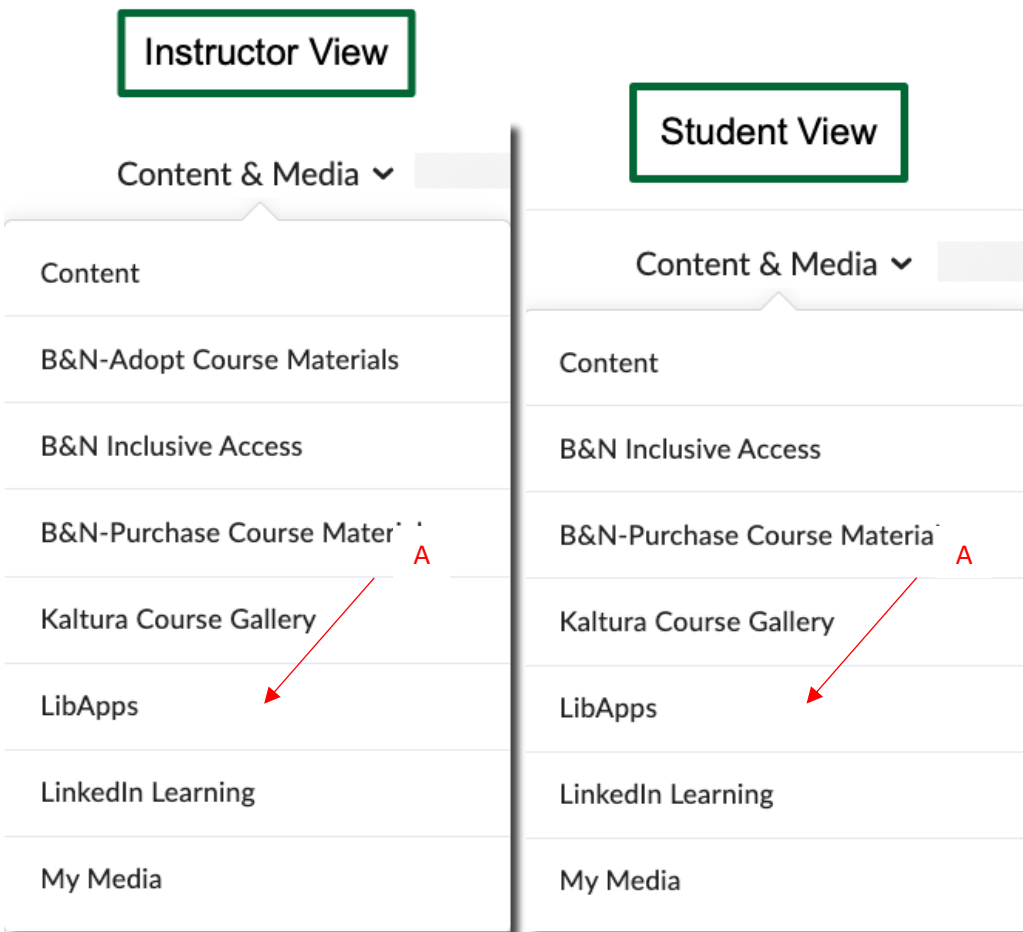
The screenshot shows the MyCourses mobile interface for a student. At the top left is the MyCourses logo, and at the top right is a 2x2 grid icon. Below the header is a section titled "Option 1 Navbar". The menu items are: Content & Media, Assessments, Zoom, Grades, Classlist, Course Tools, and Support Services. Each item has a right-pointing chevron icon.

Option 1 Navbar	
Content & Media	>
Assessments	>
Zoom	
Grades	
Classlist	
Course Tools	>
Support Services	>

Option 2



Content & Media

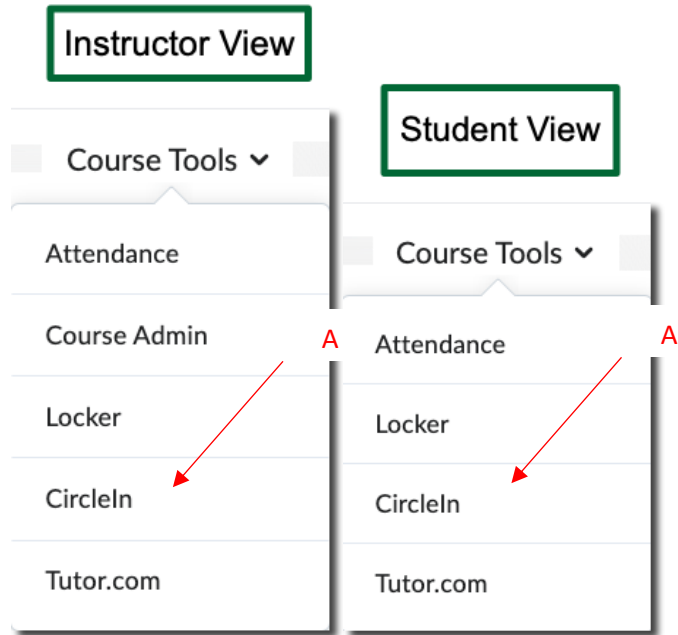


Assessments

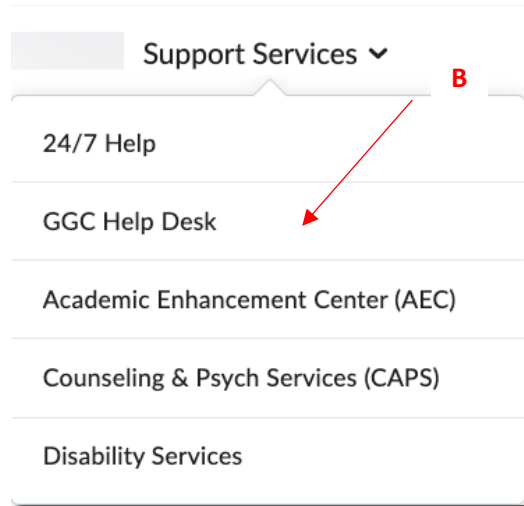
The image displays two side-by-side screenshots of assessment menus. The left menu is titled 'Instructor View' and the right is 'Student View'. Both menus are open under the 'Assessments' dropdown. The 'Instructor View' menu includes: Assignments, Discussions, Quick Eval, Quizzes, Rubrics, Self Assessments, Surveys, Gradescope, Perusall, ProctorU, and SL&L (Formerly Via). The 'Student View' menu includes: Assignments, Discussions, Quizzes, Rubrics, Self Assessments, Surveys, Gradescope, Perusall, ProctorU, and SL&L (Formerly Via). Red arrows point from 'Gradescope' in the Instructor View to 'Gradescope' in the Student View. Red 'A' markers are placed on the 'Self Assessments' item in both views.

View	Item
Instructor View	Assignments
Instructor View	Discussions
Instructor View	Quick Eval
Instructor View	Quizzes
Instructor View	Rubrics
Instructor View	Self Assessments
Instructor View	Surveys
Instructor View	Gradescope
Instructor View	Perusall
Instructor View	ProctorU
Instructor View	SL&L (Formerly Via)
Student View	Assignments
Student View	Discussions
Student View	Quizzes
Student View	Rubrics
Student View	Self Assessments
Student View	Surveys
Student View	Gradescope
Student View	Perusall
Student View	ProctorU
Student View	SL&L (Formerly Via)

Course Tools




Support Services




Mobile Menu

Instructor View

Student View

MyCourses 
Option 2 Navbar
Content & Media >
Assessments >
Zoom
Grades
Classlist
Course Tools >
Support Services >
Admin Tools >

MyCourses 
Option 2 Navbar
Content & Media >
Assessments >
Zoom
Grades
Classlist
Course Tools >
Support Services >